

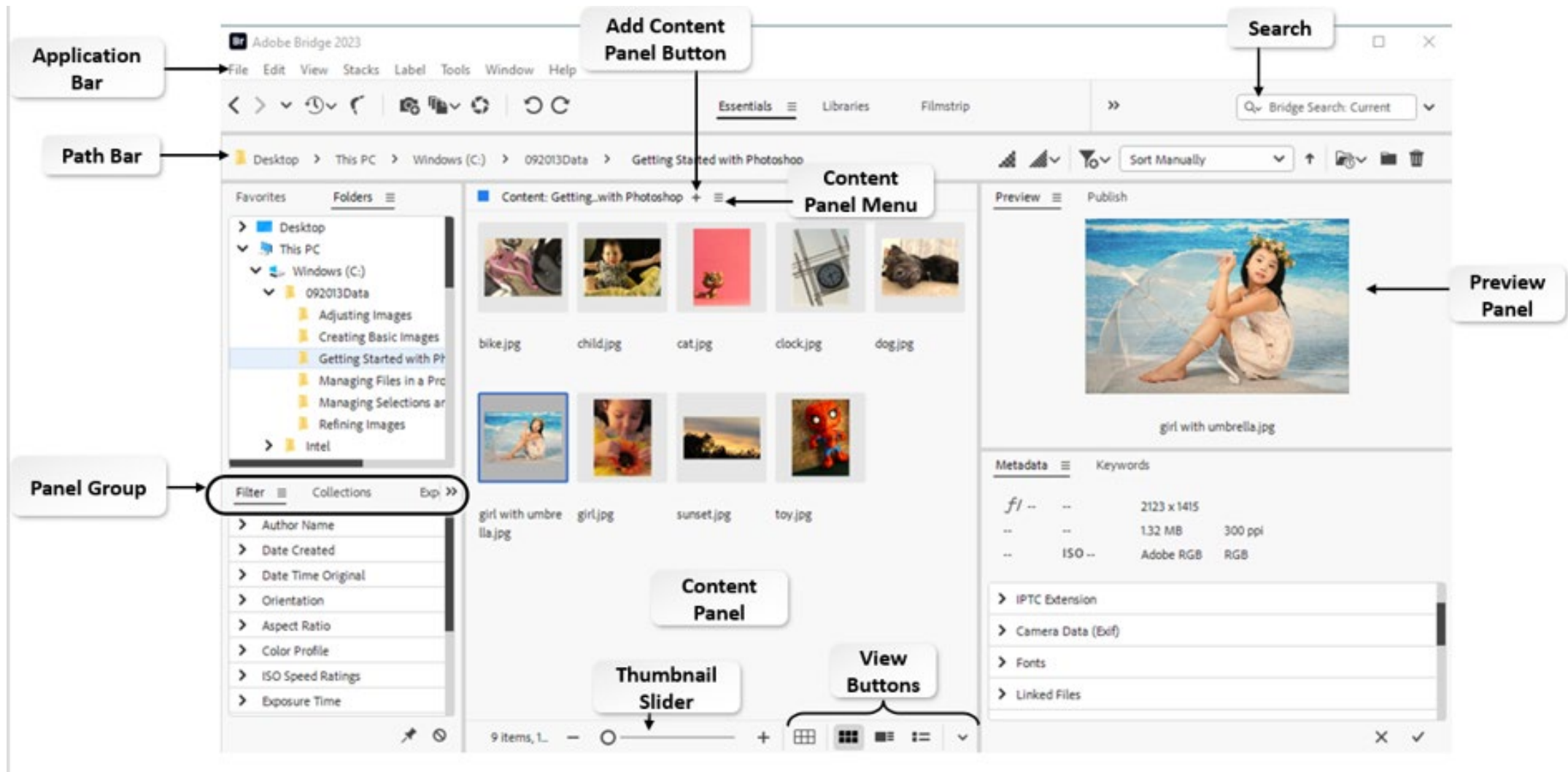
Introduction to Adobe Photoshop



Introduction to Adobe Photoshop

Photoshop forms the backbone of the workflow of a design team. Photoshop can be used to prepare an image for web or print and it can be used to create graphics from scratch, making it an invaluable tool for the designer at every stage of design and production. The workspace in Photoshop allows ease of design, with all of the tools, options, panels, and document windows at the user's fingertips.

The Adobe Bridge workspace



Bridge has several workspace components you can use to view, search, group, and organise your files

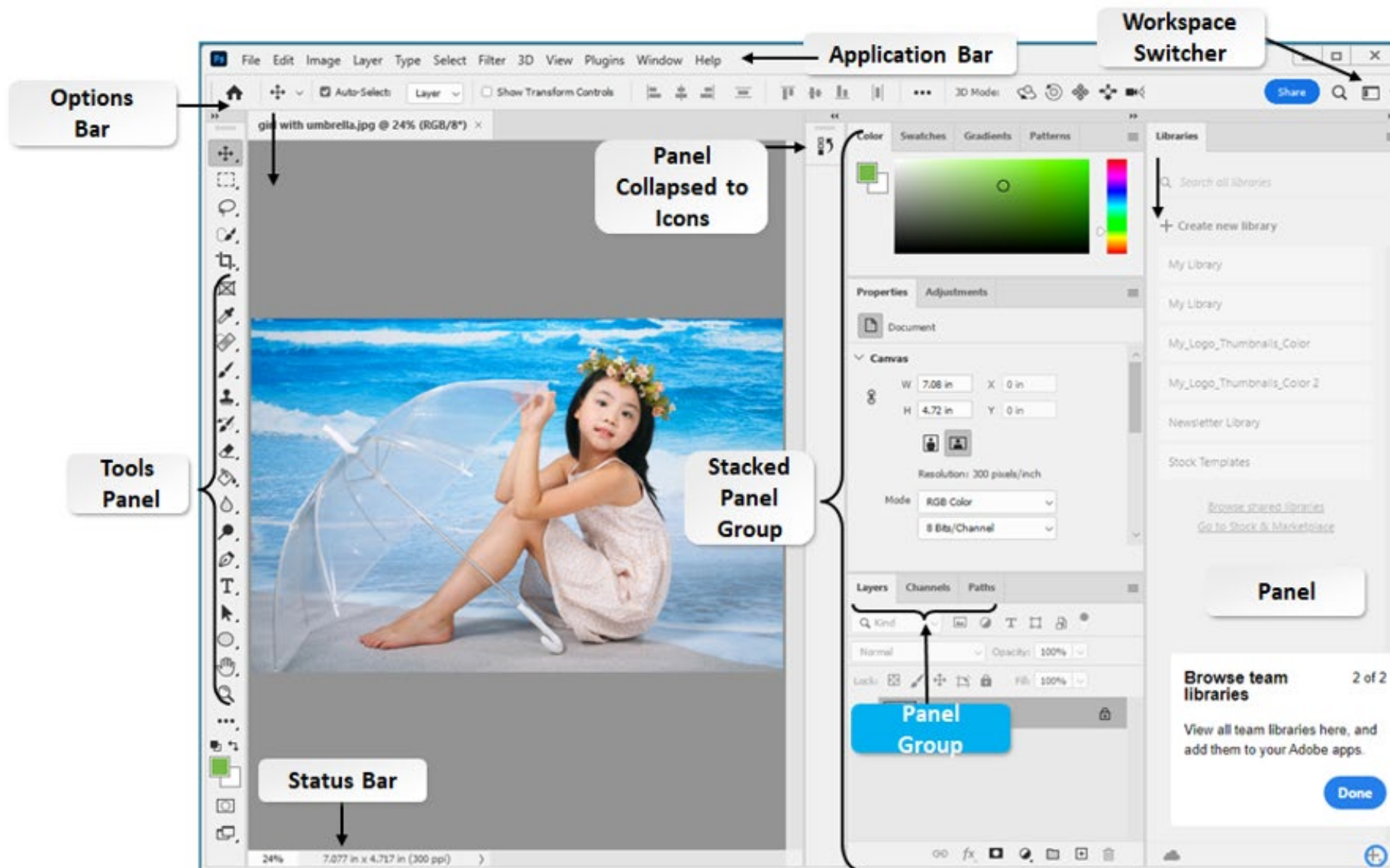
Metadata

Metadata is standardized information about a file. It includes things such as author, resolution, color space, copyright, and keywords. Other useful information specific to photography and video would include the image dimensions, file format, and the time the image or video was taken. Metadata can assist with your workflow and organization.

Organise the Photoshop Workspace



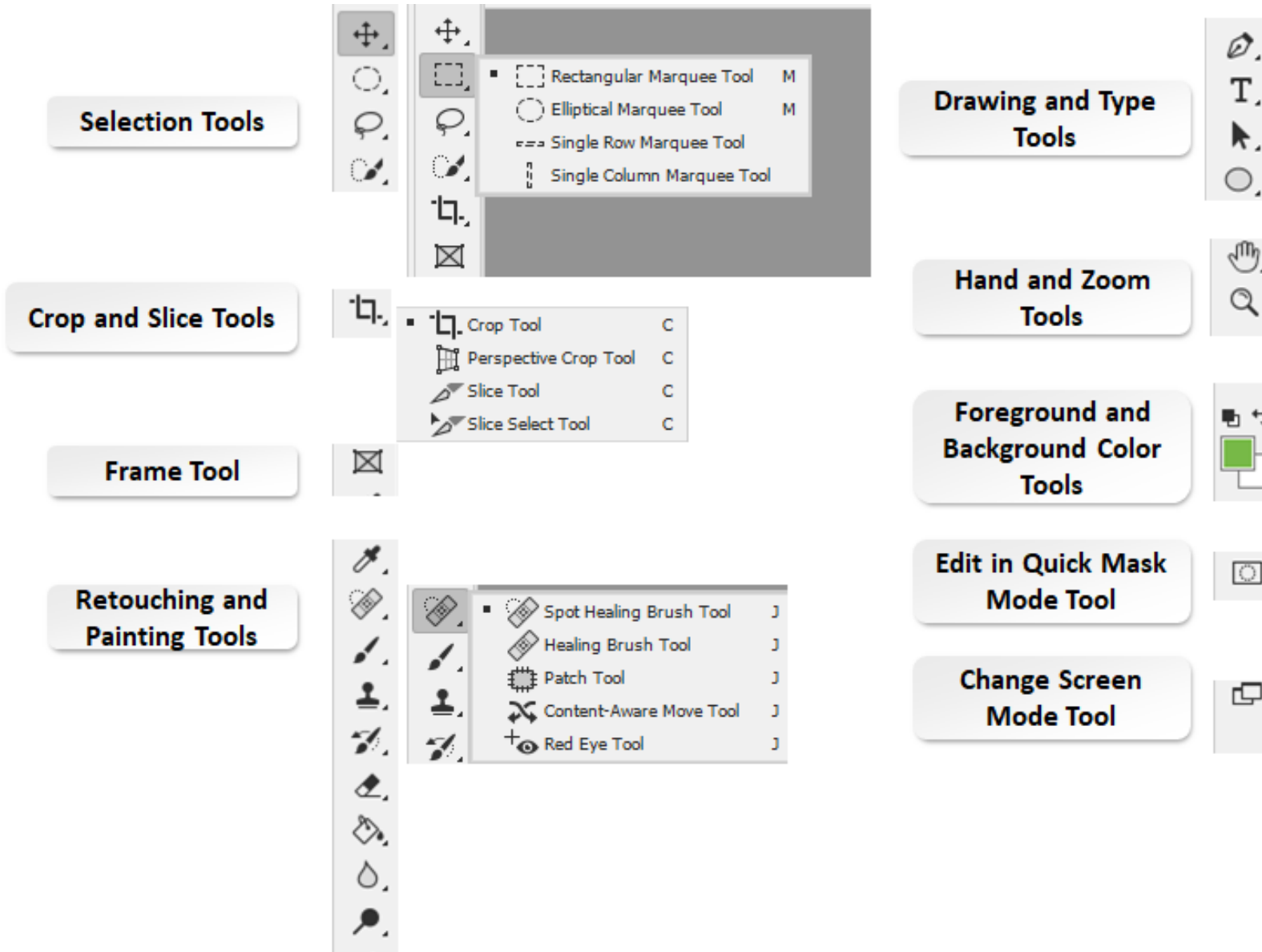
Photoshop workspace components



Photoshop workspace components

Workspace Component	Description
Application bar	Includes the File, Edit, Image, Layer, Type, Select, Filter, 3D, View, Window, and Help menus.
Options bar	Displays components and options that change based on the tool that is selected on the Tools panel.
Document window	This is the Photoshop working area used for displaying, creating, and modifying images.
Status bar	Displays helpful information about the document image, such as magnification and file size.
Workspace Switcher	Allows user to switch between various workspaces. In this context, "workspaces" means a set and arrangement of panels.
Tools panel	Contains tools for selecting, drawing, and modifying objects. Some tool options also appear in a context-sensitive options bar.
Panels	Include controls and menus to perform various operations. Commonly used panels include the Adjustments, Color, and Layers panels. Two or more panels can be grouped together to form a panel group. Panel groups can further be organized into stacked panel groups. By default, panels are docked to the workspace, but they can be floated, hidden, rearranged, grouped, and ungrouped.

Sections of the Tools panel.



Screen Modes

Screen Mode	Description
Standard Screen Mode	The default Photoshop workspace mode. It displays the menu bar, toolbar, and visible panels.
Full Screen Mode with Menu Bar	This mode has a smaller document area than Full Screen , but larger than Standard , as it does include the menu bar.
Full Screen Mode	This mode has the largest document area of the three modes. However, in this mode the menu bar, toolbar, and panels are hidden.

Magnification Techniques

Action	Step
Zoom in incrementally	Ctrl+ (plus)
Zoom out incrementally	Ctrl- (minus)
Zoom in	Ctrl+Spacebar : select or drag
Zoom out	Alt+Spacebar : select or drag
Jump to 100 percent	Double-click Zoom tool Ctrl+Alt+0
Fit to Screen	Ctrl+0
Numeric value	On the Status bar, double-click the current magnification percent and enter your own numeric value.

Keyboard Shortcuts and Alt Key Combinations

Result	Key
Cycle through tools with the same shortcut key	Shift+ shortcut key (if Use Shift Key for Tool Switch is selected in Tools Preferences)
Cycle through hidden tools	Alt+ shortcut key (except add anchor point, delete anchor point, and convert point tools)
Move tool	V
Rectangular Marquee tool, Elliptical Marquee tool	M
Lasso tool, Polygonal Lasso tool, Magnetic Lasso tool	L
Magic Wand tool, Quick Selection tool	W
Crop tool, Perspective Crop tool, Slice tool, Slice Select tool	C
Eyedropper tool, 3D Material Eyedropper tool, Color Sampler tool, Ruler tool, Note tool, Count tool	I

Keyboard Shortcuts and Alt Key Combinations

Result	Key
Spot Healing Brush tool, Healing Brush tool, Patch tool, Content-Aware Move tool, Red Eye tool	J
Brush tool, Pencil tool, Color Replacement tool, Mixer Brush tool	B
Clone Stamp tool, Pattern Stamp tool	S
History Brush tool, Art History Brush tool	Y
Eraser tool, Background Eraser tool, Magic Eraser tool	E
Gradient tool, Paint Bucket tool, 3D Material Drop tool	G
Dodge tool, Burn tool, Sponge tool	O
Pen tool, Freeform Pen tool, Curvature Pen tool	P
Horizontal Type tool, Vertical Type tool, Vertical Type mask tool, Horizontal Type mask tool	T

Keyboard Shortcuts and Alt Key Combinations

Result	Key
Path Selection tool, Direct Selection tool	A
Rectangle tool, Rounded Rectangle tool, Ellipse tool, Polygon tool, Line tool, Custom Shape tool	U
3D Object Rotate tool, 3D Object Roll tool, 3D Object Pan tool, 3D Object Slide tool, 3D Object Scale tool	K
3D Camera Rotate tool, 3D Camera Roll tool, 3D Camera Pan tool, 3D Camera Walk tool, 3D Camera Zoom tool	N
Hand tool	H
Rotate View tool	R
Zoom tool	Z